

# Cheetah Plus HC 66M

## 360-380 Watt

MONO PERC HALF CELL MODULE

Positive power tolerance of 0~+3%

- Half Cell
- Mono PERC 66 Cell



PERC



## KEY FEATURES



### 5 Busbar Solar Cell

5 busbar solar cell adopts new technology to improve the efficiency of modules, offers a better aesthetic appearance, making it perfect for rooftop installation.



### High Efficiency

Higher module conversion efficiency (up to 20.69%) benefit from half cell structure (low resistance characteristic).



### PID Resistance

Excellent Anti-PID performance guarantee limited power degradation for mass production.



### Low-light Performance

Advanced glass and cell surface textured design ensure excellent performance in low-light environment.



### Severe Weather Resilience

Certified to withstand: wind load (2400 Pascal) and snow load (5400 Pascal).



### Durability Against Extreme Environmental Conditions

High salt mist and ammonia resistance certified by TUV NORD.



## LINEAR PERFORMANCE WARRANTY

12 Year Product Warranty • 25 Year Linear Power Warranty

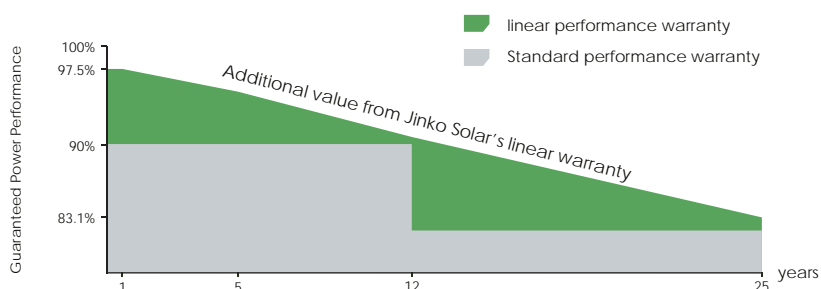


- ISO9001:2015, ISO14001:2015, ISO45001:2018 certified factory
- IEC61215, IEC61730, UL1703 certified product

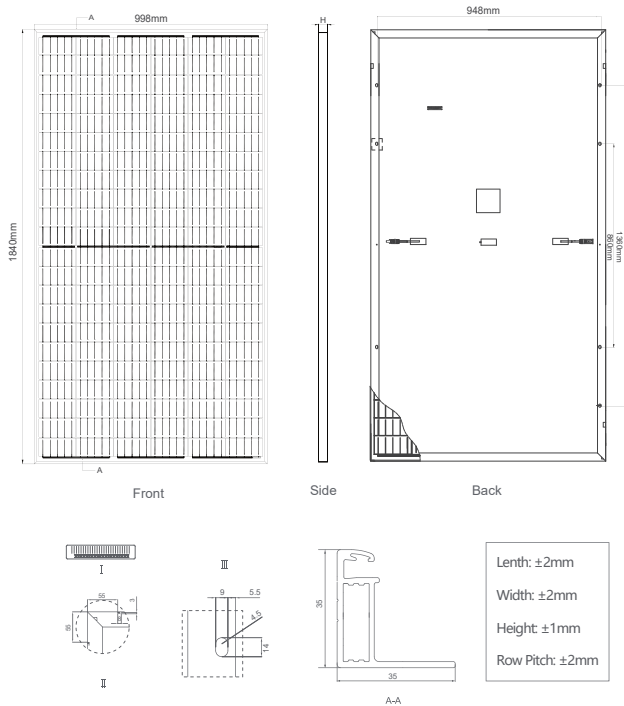
Nomenclature:

JKMxxxM-66/78H-V

Code	Cell	Code	Certification
null	Full	null	1000V
H	Half	V	1500V



## Engineering Drawings



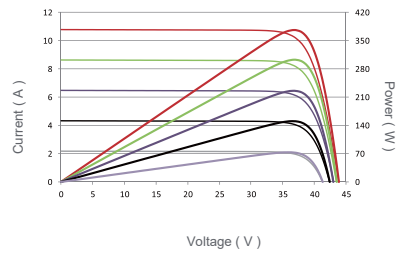
## Packaging Configuration

(Two pallets = One stack)

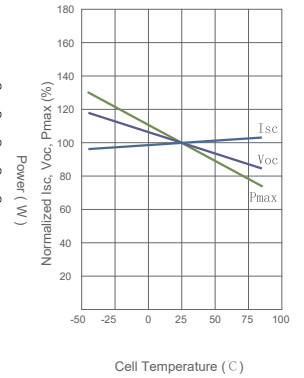
31pcs/pallet, 62pcs/stack, 744pcs/40' HQ Container

## Electrical Performance & Temperature Dependence

Current-Voltage & Power-Voltage Curves (375W)



Temperature Dependence of Isc, Voc, Pmax



## Mechanical Characteristics

Cell Type	Mono PERC 158.75×158.75mm
No. of cells	132 (6×22)
Dimensions	1840×998×35mm (72.44×39.69×1.38 inch)
Weight	20.4 kg (45.0 lbs)
Front Glass	3.2mm, Anti-Reflection Coating, High Transmission, Low Iron, Tempered Glass
Frame	Anodized Aluminium Alloy
Junction Box	IP67 Rated
Output Cables	TUV 1×4.0mm <sup>2</sup> (+): 290mm, (-): 145 mm or Customized Length

## SPECIFICATIONS

Module Type	JKM360M-66H		JKM365M-66H		JKM370M-66H		JKM375M-66H		JKM380M-66H	
	JKM360M-66H-V		JKM365M-66H-V		JKM370M-66H-V		JKM375M-66H-V		JKM380M-66H-V	
	STC	NOCT	STC	NOCT	STC	NOCT	STC	NOCT	STC	NOCT
Maximum Power (Pmax)	360Wp	268Wp	365Wp	272Wp	370Wp	275Wp	375Wp	279Wp	380Wp	283Wp
Maximum Power Voltage (Vmp)	36.97V	33.78V	37.06V	33.99V	37.15V	34.15V	37.24V	34.28V	37.33V	34.52V
Maximum Power Current (Imp)	9.74A	7.93A	9.85A	7.99A	9.96A	8.06A	10.07A	8.14A	10.18A	8.19A
Open-circuit Voltage (Voc)	43.58V	41.04V	43.66V	41.12V	43.75V	41.20V	44.02V	41.46V	44.09V	41.53V
Short-circuit Current (Isc)	10.48A	8.46A	10.55A	8.52A	10.62A	8.58A	10.69A	8.63A	10.77A	8.70A
Module Efficiency STC (%)	19.60%		19.88%		20.15%		20.42%		20.69%	
Operating Temperature(°C)	-40°C~+85°C									
Maximum system voltage	1000/1500VDC (IEC)									
Maximum series fuse rating	20A									
Power tolerance	0~+3%									
Temperature coefficients of Pmax	-0.35%/°C									
Temperature coefficients of Voc	-0.28%/°C									
Temperature coefficients of Isc	0.048%/°C									
Nominal operating cell temperature (NOCT)	45±2°C									

\* STC: Irradiance 1000W/m<sup>2</sup> Cell Temperature 25°C AM=1.5

NOCT: Irradiance 800W/m<sup>2</sup> Ambient Temperature 20°C AM=1.5 Wind Speed 1m/s

\* Power measurement tolerance: ± 3%